



# Conservatory Transformations

Replacement Roofs | Conservatory Extensions

# Conservatories have evolved



## High performance glazing

- ✓ Energy efficient
- ✓ Self cleaning
- ✓ Stops sun glare
- ✓ Stops fabric fade
- ✓ Prevents temperature fluctuations



## Super-insulated columns

- ✓ 5x insulation vs brick pillars
- ✓ Off site manufactured
- ✓ Quick to build
- ✓ Energy efficient

## Tiled Roofs

- ✓ Real Slate Look
- ✓ Energy Efficient
- ✓ Plastered room like finish
- ✓ Full length, large roof windows

## Contemporary Aluminium

- ✓ Grey Aluminium panelled roofs
- ✓ Shaped glass panels for light where you need it
- ✓ Energy Efficient
- ✓ Slimline frames for better views

## Large Door Spans

- ✓ Bi-fold or Sliding doors to link to garden
- ✓ Roofing solutions designed for long spans
- ✓ Integrated goalpost/beams



Is your conservatory a different temperature to the rest of the house?

Is your furniture faded?

Is your conservatory a dumping ground?



Today's conservatories are as thermally efficient as extensions and can be opened up to the rest of the house

A glass roof with UV filters or a solid roof will prevent fabric fade AND sun glare.

Turn your conservatory into a stylish, useable living space that's as warm as the rest of the house.



# Three Options to Transform your Conservatory

## 1. Re-roof

Replacing the roof on your conservatory is the easiest, quickest and cheapest way to improve the thermal efficiency of your conservatory. Most heat is lost through the roof, so upgrading to a high performance glass roof or a solid roof with roof windows will dramatically improve the thermal efficiency of the room AND keep the natural light.

## 2. Re-place

Replacing the windows, doors as well as the roof offers you more design flexibility to make the space your own. Choose contemporary grey frames and super-insulated columns to create a new modern extension.

## 3. Re-build

Knocking down the whole conservatory means you can create the extension you really desire. Replace traditional dwarf walls with contemporary aluminium full height glazing and bi-folding doors for a modern glazed extension or create more traditional look with brick.





# High Performance Glass

- To ensure your new conservatory and any adjoining rooms are filled with natural light, you'll need plenty of glass especially in the roof which admits over 50% of the light to any room.
- Always include roof windows when choosing a solid roof to avoid the disappointment of a dark and gloomy room.
- Choosing high performance glass in your roof and windows will increase the energy efficiency of your new extension.



SELF CLEAN



TINTED GLASS



TOUGHENED GLASS

## UV Protection

The higher the percentage, the lower the possibility of furniture and fabrics fading.

## Self Cleaning

All Conservaglass is self cleaning, specially designed to remain cleaner for longer than conventional glass. The transparent coating on the glass, harnesses the power of ultra-violet rays from the sun and rain (or water) to break down dirt and grime then wash it clean away.

## Quality as standard

All our glass is toughened, double glazed safety glass: 4mm glass - 16 mm Argon filled cavity - 4 mm glass with black warm edge spacer as standard. It is manufactured in specialist roof glass factories and guaranteed for 10 years.



LIGHT/UV TRANSMISSION



COOL IN SUMMER



WARM IN WINTER

## Light Transmission


Percentage of light transmitted through the unit. A high % can reduce glare from the sun.

## Solar Rejection

The proportion of the sun's heat that is rejected. Generally the higher the percentage the better the glass is, however if you have a North facing or shady site you may want solar rejection to be lower.

## U Value w/m2

A measure of how good the material is at preventing heat loss to the outside. The lower the figure, the more thermally efficient it is.



# Replacement roofs must be structurally sound

Conservatory roofs should always be replaced with a specialist lightweight roof system to avoid any risk to the structure below. The existing roof **MUST** be removed before the new roof is fitted.

Designed by Ultraframe, conservatory roof experts for over 35 years all our roofs are structurally engineered with specialist software to withstand the worst potential wind and snow loads for your specific long postcode as wind conditions can vary from street to street.

With 'solid' roofs it is particularly important to ensure extreme weather for the exact location is taken into consideration during the design process, especially when replacing a conservatory roof. Heavy snowfall is less likely to melt on a thermally efficient solid roof vs a glass roof and it is vital that existing glazing bars are removed and the roof is lightweight enough to ensure the frames are not overloaded and can withstand the weight of the snow.



# Less Red Tape

Do you need Building Regulation Approval

## Building Regulations for Conservatories and Orangeries

If you answer 'YES' to any of these questions then Building Regulations approval will be required for your conservatory or orangery project:

	YES	NO		YES	NO
Do you intend to have the doors between the conservatory and the house removed?	<input type="checkbox"/>	<input type="checkbox"/>	Is the roof on your conservatory less than 75% glazed?	<input type="checkbox"/>	<input type="checkbox"/>
Does your internal floor area exceed 30m <sup>2</sup> ?	<input type="checkbox"/>	<input type="checkbox"/>	Are the vertical window and door frames less than 50% glazed?	<input type="checkbox"/>	<input type="checkbox"/>
Do you intend installing a conventional radiator system (wet system)?	<input type="checkbox"/>	<input type="checkbox"/>	Are you intending building a full height party wall? (shared wall with your neighbour) (attached, terrace and semi's)	<input type="checkbox"/>	<input type="checkbox"/>
Does your build involve structural alterations to the existing property i.e. widening door openings?	<input type="checkbox"/>	<input type="checkbox"/>	Will your construction require you to reposition a manhole or main drain?	<input type="checkbox"/>	<input type="checkbox"/>
Do you intend installing a solid or 'warm roof' on your conservatory?	<input type="checkbox"/>	<input type="checkbox"/>			

- ✓ All our replacement roofs fully comply with Building Regulations
- ✓ Our solid roofs have JHAI system approval to minimise red tape





Polycarbonate Roof





**Ultraframe**<sup>®</sup>  
Transforming light and space

Glass Roof





Performance Glass Roof

**Ultraframe**<sup>®</sup>  
Transforming light and space





**Ultraframe**<sup>®</sup>  
Transforming light and space

Livingroom with shaped glazing at hipped end



**Ultraframe**<sup>®</sup>  
Transforming light and space

Livingroom shaped glazing moved to roof sides





Additional rectangular glazing added to Livinroof



The Original and Most Loved Glazed Roof



# Unrivalled Choice of High Performance Glass

Tailor your glass spec to the location of your conservatory



## Light Transmission

Percentage of light transmitted through the unit. A low % can reduce glare from the sun.



## Solar Rejection

The proportion of the sun's heat that is rejected. Generally the higher the percentage the better the glass is. However if you have a North facing or shady site you may want solar rejection to be lower.



## U-Value w/m2

A measure of how good the material is at preventing heat loss to the outside. The lower the figure, the more thermally efficient it is.



## Self Cleaning

All Conservaglass is self cleaning and specially designed to remain cleaner for longer than conventional glass. The transparent coating on the glass, harnesses the power of ultra-violet rays from the sun and rain (or water) to break down dirt and grime then wash it clean away.



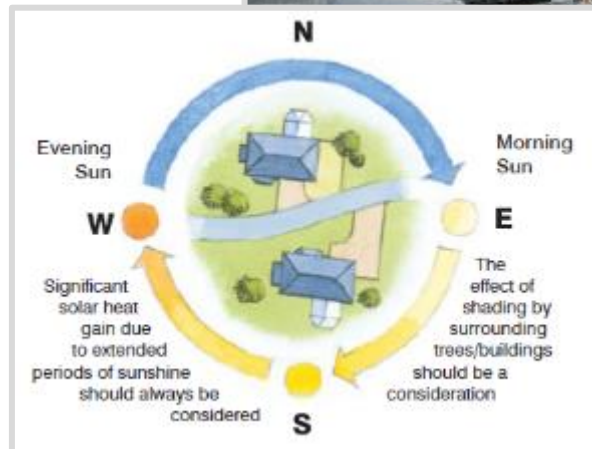
## UV Protection

The higher the percentage, the lower the possibility of furniture and fabrics fading.



## Quality as standard

All our glass is toughened, double glazed safety glass: 4mm glass - 16 mm Argon filled cavity - 4 mm glass, with black warm edge spacer as standard. It is manufactured in specialist roof glass factories and guaranteed for 10 years.



# The Original and Most Loved Glazed Roof

- Made in Britain for over 35 years
- Engineered by Ultraframe the conservatory experts
- Over 1.5million roofs installed
- The first ever conservatory roofing system to be BBA approved
- Certificate of Authenticity with every roof
- Long standing history of technological innovation
- The UK's favourite conservatory roofing system





# Strong, secure glazing bars

Classic's unique glazing bars provide superior strength, security

1. A patented 'teeth' anchor mechanism ensures the top-cap fits tightly and can never be prised off
2. Concealed externally facing weatherproof gaskets hold glass securely in place
3. Thermoplastic Elastomer gaskets provide extra weatherproofing and grip
4. Patented, high strength chambered top caps improve thermal performance and security
5. 'Wine glass' shaped aluminium provides torsional rigidity to help your roof to withstand extreme wind and snow loads



# Packed with Quality Components

Why settle for single bolt when you can have a twin bolt?

- Stainless steel twin-bolt anchors the transom bars onto the ridge and eaves at
- Four fixing points on every bar onto the ridge, wall plate and eaves beam - two positive fixings at the top and two at the bottom
- Classic has twice as many fixings as alternative systems
- Twin bolt slot within the eaves beam runs in the opposite direction to roof load to eliminate any risk of glazing bar slippage
- Spigot nut centres the bolts to ensure an effective structural joint is formed
- No risk of glazing slippage for maximum security and peace of mind





# Packed with Quality Components

Robust, adjustable, glazing security clips

Glass is heavy and panels can be large and should be held securely in place to prevent slippage and leaks. Ultraframe's unique glazing security clips are automatically specified with every Classic roof to eliminate any chance of the glass slipping

- Much stronger, larger and robust vs competitor clips
- Lock glass into position
- Maintains water tight seals
- Locks end caps into position to prevent them falling into the gutter
- Adjustable for a snug fit every time




# Patented Speedlock and Weathering Hub

A perfect fit, first time, every time

The speed lock at the ridge ends accommodates complex variations in roof pitch and ensures the roof is protected from extreme weather

- This clever click-fit system makes one of the most complex elements of a roof easy to install
- The Speedlock pin points the exact location of the bars delivering consistent fixing points to guarantee roof quality and performance
- The adjustable attachment system ensure every glazing bar is perfectly seated on level glazing planes with maximum contact with the rubber weather seals
- The Classic weathering hub does not rely on silicone (which can degrade over time) like other roofing systems
- A robust rubber section within the weathering hub blocks any water ingress





# Internal Insulated Pelmet

A cosy living room feel

The optional pelmet with Classic roof creates an orangery or living room

- Plastered to create a room like design
- Adds cosiness and warmth where you need it
- A practical place for spotlights or speakers
- Variable in width to suit the proportions of your room from 300mm to 1200mm



# Super-Insulated Columns

Create a conservatory as warm as an extension

Thermally efficient to maximise your views yet maintain a consistent, comfortable temperature

- 5 times more thermally efficient than a brick pillar
- Plastered finish creates a cosy, warm room
- Aluminium finish looks great with bi-fold doors
- Any colour available to match window frames
- Available at the house wall, corners and between window frames
- Optional corner heaters provide a practical way to add heating to your conservatory





# Cornice

Add shape and style to the roofline

Choose from 4 styles

- Hides gutters and end cappings
- Choose a the flat cornice to suit the proportions of your property for a contemporary look
- Choose curved cornice for an elegant shape
- Available in any colour to match windows and doors
- Gutters easily accessible for cleaning



Two Tier Flat Cornice



Three Tier Flat Cornice



Curved Cornice



Single Tier Flat Cornice

# Unrivalled choice for a bespoke design

Designed to match and windows and doors

- Choose from uPVC or Aluminium Top-Cappings
- Available in any RAL colour
- We love complicated – Classic roof can be engineered to any shape or size





# What makes Classic unique?

## WEATHER TESTED

Watertight in winds up to 130mph

- **Triple layer storm shield** at radius end.
- Unique top caps and **adjustable speedlocks** designed to optimise glazing bar compression.
- Sturdiest, most **durable** gaskets and glazing stops.

## EASIEST

The simple and most intuitive roof to fit

- Click-fit speedlocks and top-caps.
- Loaded with features for a **fast fit, first time**, every time.
- **No cutting or drilling** on site.
- Comprehensive installation guides and videos.

## VERSATILE

The most configurable roofing system available

- Low pitch eaves beam and variable ridges for **pitches from 2.5 to 44°**.
- **Advanced software** to instantly validate structural requirements of any large shapes and complex designs.
- Integrated structural solutions for **large spans** of bi-folding doors.

## TRUSTED

The original and most loved glazed roof

- Over **1.5 millions roofs** installed.
- The first roofing system to be **approved by the BBA**.
- **Made in Britain** for over 35 years.

## SAFEST

The only glazed roof engineered to postcode

- NASA satellite data used to calculate the maximum wind AND snow load requirements.
- Specialist software engineers every critical element of the roof for optimum deflection, compression and tension.
- **Super strong** eaves beam, ridge, valley and jack rafter.

## CUSTOMISABLE

Unbeatable range of design options

- Add shape and elegance externally with a choice of **4 unique Cornices**.
- Create thermally efficient, cosy and stylish rooms with **insulated pelmets and columns**.
- **Bespoke colours** in painted aluminium or foiled finishes.
- **Finials and crestings** to suit all tastes and budgets.





## The Best of Both Worlds - Livinroof



# Lightweight and Thermally Efficient

- Livinroof combines Ultraframe conservatory technology with insulation
- An integrated insulated pelmet further enhances the thermal performance ensuring your room is a consistent temperature
- uValue of 0.16 exceeds the Building regulation requirement of 0.18uValue
- The lightweight bars and insulation ensure the roof is the lightest solid roof system available weighing only 36kgm<sup>2</sup>



# Transforms Conservatories

Warm, bright and comfortable all year round

- A 'hybrid' roof combining solid elements for thermal performance with glass panels to provide natural where you need it.
- Weighing only 36kgm<sup>2</sup> Livinroof is designed to be used on existing conservatory frames
- Designed and manufactured by Ultraframe the conservatory experts, Livinroof can fit more complex roof shapes than any other solid roofing system
- Works with low pitched roofs, unlike tiled roofing systems which are limited to 10°
- The unique Livinroof panels are designed in an urban grey to create contemporary designs and complement your existing or new window frames
- Extremely fast to fit – Livinroof can be watertight on day 1, meaning less disruption and risk of damage to your existing conservatory





# Less Red Tape

Do you need Building Regulation Approval?

**Building Regulations for Conservatories and Orangeries**  
If you answer 'YES' to any of these questions then Building Regulations approval will be required for your conservatory or orangery project:

Do you intend to have the doors between the conservatory and the house removed?	YES <input type="checkbox"/>	NO <input type="checkbox"/>	Is the roof on your conservatory less than 75% glazed?	YES <input type="checkbox"/>	NO <input type="checkbox"/>
Does your internal floor area exceed 30m <sup>2</sup> ?	<input type="checkbox"/>	<input type="checkbox"/>	Are the vertical window and door frames less than 50% glazed?	<input type="checkbox"/>	<input type="checkbox"/>
Do you intend installing a conventional radiator system (wet system)?	<input type="checkbox"/>	<input type="checkbox"/>	Are you intending building a full height party wall? (shared wall with your neighbour) (attached, terrace and semi's)	<input type="checkbox"/>	<input type="checkbox"/>
Does your build involve structural alterations to the existing property i.e. widening door openings?	<input type="checkbox"/>	<input type="checkbox"/>	Will your construction require you to reposition a manhole or main drain?	<input type="checkbox"/>	<input type="checkbox"/>
Do you intend installing a solid or 'warm roof' on your conservatory?	<input type="checkbox"/>	<input type="checkbox"/>			

- ✓ Livinroof fully complies with Building Regulations is LABC approved and has JHAI system approval to minimise red tape



# Natural light wherever you want it

Get creative with your glass panels and create stunning unique internal roof designs with rectangular and shaped rooflights

With roof lights at no extra cost you can flood your new room with plenty of natural light, taking into consideration how the sun falls into the room and the areas you wish to light.





# Complete Peace of Mind

Quality you can trust

**FIRE TESTED**  
Independently  
and fully  
fire tested

**FASTEST**  
Faster to fit  
than any other  
solid roof

- ✓ Individual components AND the fully assembled Livinroof have been fully fire-tested, unlike other systems that rely on fire testing for various components.
  - ✓ Livinroof is fire-rated as AA and fully compliant with Building Standards
  - ✓ Penetration rating (A ) no penetration of fire
  - ✓ Spread of Flame rating (A) roof did not catch fire
- 
- ✓ Livinroof is precision engineered and 100% pre-manufactured to your specifications
  - ✓ Your new roof can be watertight in just one day to minimise disruption and mess



**Livinroof**<sup>TM</sup>  
By Ultraframe

# What makes Livinroof unique?

## BRIGHTEST

### More glazing options than any other solid roof

- **Shaped glazing** for a bespoke and stunning internal design.
- **Highly configurable** glazed panels for natural light where needed.
- Performance glass easily integrated **at no extra cost**.

## FIRE TESTED

### Independently and fully fire tested

- The complete, assembled Livinroof structure was **fire tested in 2017** by Warringtonfire.
- Livinroof is **fire rated as B-roof** according to EN 13501-5:2016.
- Livinroof is **fire rated as AA** according to BS476-3:2004.

## VERSATILE

### The most configurable solid roofing system available

- Ideal solid replacement solution for low pitched lean to's with **pitches from 5 to 44°**.
- Advanced software to instantly validate structural requirements of **any complex designs**.
- **Shaped glazing** inserted anywhere in the roof at no extra cost.

## LIGHTEST

### The lightest solid roof on the market

- Weighs only 31kg/m<sup>2</sup> **lighter than any other solid roof**.
- Designed by conservatory specialists, Ultraframe to **replace existing conservatory roofs**.
- **Lightweight panels** are cut to size and easy to manoeuvre.

## WARMEST

### Unrivalled thermal performance

- A true warm roof system with no cold bridging.
- U-Value as low as 0.16.
- **Thermally insulated** internal pelmet as standard.
- **Thermally broken** rafters.

## SAFEST

### The only solid roof engineered to postcode

- NASA satellite data used to **precision engineer every roof** for Wind AND snow loads.
- Wind tested to withstand hurricane winds up to 130mph.
- Independently fire tested BS476 part 3.
- **Super strong** eaves beam, ridge, valley and jack rafter.








The Solid Roof That Doesn't Disappoint

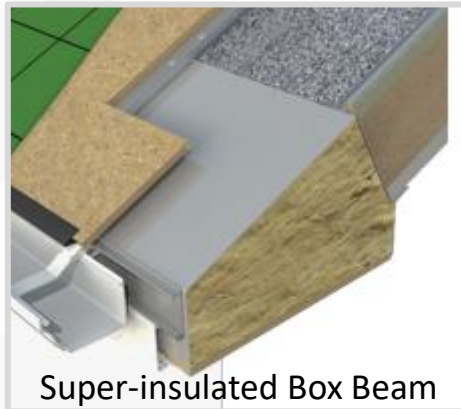
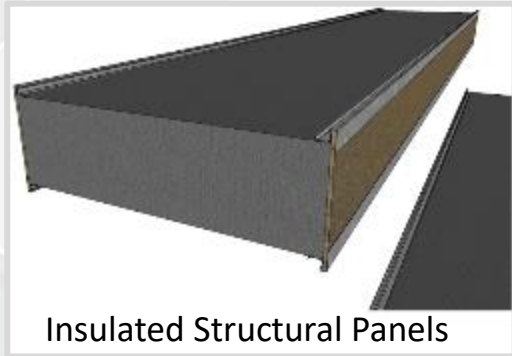
# Lightweight Tiled Roof





# Unrivalled Thermal Efficiency


- ✓ Ultrarroof has a uValue of 0.17 which can be reduced to 0.13 if required
- ✓ Retains warmth in Winter and keeps your room cool in Summer
- ✓ A complete warm roof system with no cold bridging
- ✓ The fully insulated panels, ridge and box beam protect key areas of heat loss



# Super Strong for Grand Designs

The Ultrarroof box beam is up to 80 times stronger

The Ultrarroof box beam is both wide and incredibly strong - unlike other lightweight tiled roofing systems which are based on conservatory eaves beam technology.



## Benefits of the super-strong box beam

- ✓ Ultrarroof never needs a tie bar
- ✓ Ultrarroof can span up to 4m over bi-fold or sliding doors
- ✓ Ultrarroof has a perimeter pelmet for lights and speakers
- ✓ Ultrarroof has an external soffit where patio lights can be fitted





# Preferred by Homeowners

8 out of 10 homeowners prefer the look of Ultraroom vs competitors



Stylish full length glass panels provide plenty of natural light



The external soffit looks authentic and lights can be added




The tile starter strip creates an authentic illusion of stacked slates



The pelmet around the ceiling can be used for spotlights or speakers



Slimline, contemporary cappings provide clean lines and style



Ultraroom does not need a conservatory tie-bar like other systems



# Complete Peace of Mind

Quality you can trust

**FIRE TESTED**  
Independently  
and fully  
fire tested

- ✓ Individual components AND the fully assembled Ultrarroof have been fully fire-tested, unlike other systems that rely on fire testing for various components.
- ✓ Ultrarroof is fire-rated as B-roof or AC and fully compliant with Building Standards

**FASTEST**  
Faster to fit  
than any other  
solid roof

- ✓ Ultrarroof is precision engineered and 100% pre-manufactured to your specifications
- ✓ With no cutting, trimming or battening required, the build is super-fast and there is less mess
- ✓ Your new roof can be watertight in just one day





# An Authentic Tiled Finish

Choose from 3 lightweight tiles or real slates to match your house



Carbon Grey Lightweight Tiles



Real Slates




Terra Brick Lightweight Tiles




Harvest Brown Lightweight Tiles

# Any shape, any size


Here are some examples of roof designs possible with Ultrarroof



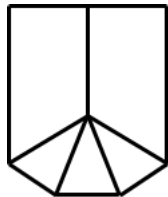
Lean to



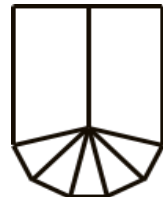
Georgian



Double Hip  
Georgian



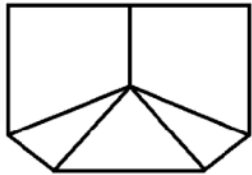
3 Bay  
Victorian



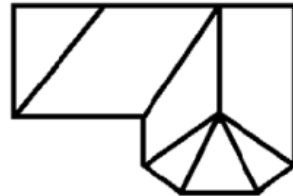
5 Bay  
Victorian



Gable



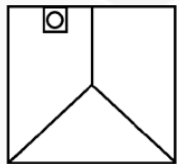
Stretch Victorian



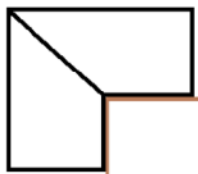
P-Shape



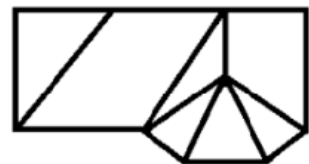
Hipped Lean To



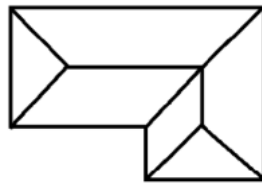
Cut-outs




L Shape  
Wraparound



Split Valley Return



Floating Ridge



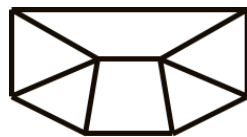
Wok



In line Gable / Zero return  
valley



Hip Strikes



Georgian Victorian





# What makes Ultrarroof unique?

## PREFERRED

**8 out of 10 homeowners prefer Ultrarroof**

- **Full length** performance glass panels - available in **any specification**
- **No tie bar** - ever
- Internal pelmet and **external soffit for lighting**
- **Highly authentic tile** finish
- **Slimline** hips and ridge cappings

## WARMEST

**Unrivalled thermal performance**

- U-Value as **low as 0.17** even with glazing panels
- Option to reduce to 0.13 if required
- **Complete warm roof system**, with no cold bridging
- **Fully insulated** 380mm structural beam

## FASTEST

**Faster to fit than any other solid roof**

- Tiles supplied in panels of 12 tiles, **pre-cut to size**
- 100% pre-fabrication - **no cutting required**
- **No internal battening** required
- Expandable panel and wide beam to **accommodate tolerances on site**
- High quality, **practical technical support** as you need it

## LIGHTEST

**The lightest tiled roof on the market**

- Weighs only 38kg/m<sup>2</sup> **lighter than any other solid roof**
- Designed by **conservatory specialists** to replace conservatory roofs
- Lightweight panels are cut to size and **easy to manoeuvre**

## FIRE TESTED

**Independently and fully fire tested**

- Components AND complete structure both **fully fire tested**
- **Fire test certificates** available online
- **Fire rated as B-roof** according to EN 13501-5: 2016
- **Fire rated as AC** according to BS476-3:2004

## STRONGEST

**No tie bar ever**

- Superior strength for **larger designs** up to 6.7 by 5m
- 4m spans for **bi-folds without extra support**
- Highly configurable to **any shape and size**
- NASA satellite data used to **precision engineer every roof** for wind AND snow loads.



# CASE STUDY - ULTRAROOF



One 'L' Of A Tiled Roof!

Conservatory Replacements | Extensions



# BACKGROUND

The Kerr family's conservatory was leaking, poorly insulated and looked tired, and so they decided that the time had come to transform it into a beautiful new living space that would provide them with an area for the whole family to enjoy together.

After spending some time doing research online, they came across the Ultraframe range of conservatory and extension roofing systems and the quality and endless design options of the market-leading product range immediately appealed to them. The Ultraroot tiled roofing system provides the ultimate in thermal performance and so met the family's brief for a room for all seasons perfectly.



# “FULL HEIGHT GLAZING PANELS”

Explaining more about the decision-making process which led them to their beautiful L-shaped Ultraroom extension, featuring two stunning full height glazing panels, Mrs Kerr said: “We were impressed by the quality of the Ultraframe product range and in particular, the Ultraroom tiled roof system. We especially loved the fact that we could have huge glazed areas as opposed to the smaller Velux-type rooflights. It was also very fast to fit – much quicker than building an extension in the traditional way.”





# *“A SPACE FOR ALL THE FAMILY”*

The time that the family spent researching the various options for transforming their old conservatory into a contemporary open plan extension was clearly time well spent as the new space has become the hub of their home as Mrs Kerr explained: our installer, was excellent - very responsive and helpful and we are so glad that we chose them and the Ultraroom system.”

